


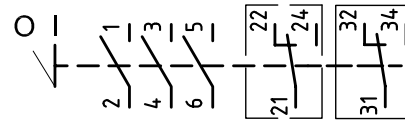
ACCESSORIES AUXILIARY CONTACTS



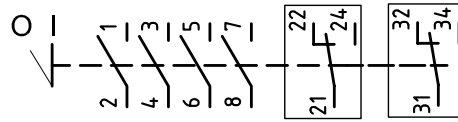
KU 1.5V & KU 2.5V

- 1NO+1NC
- 2NO+2NC
- For KU, VKA and VKE switches
- For KVKE switch fuses
- Available with door mounting kit (OKA) with black or yellow/red handle (Y/R)
- Early break, late make
- 16 (4) A 250 VAC [EN 61058-1]

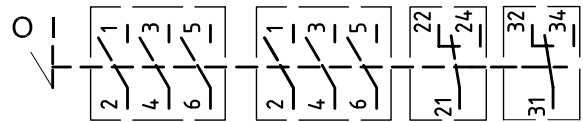
SWITCH DIAGRAMS:



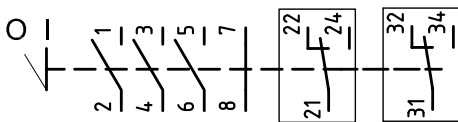
3 pole + 2NC/NO



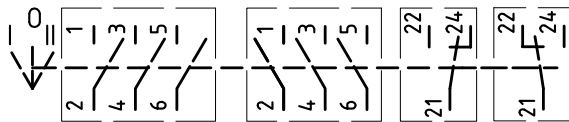
4 pole + 2NC/NO




6 pole + 2NC/NO



3 pole + NT + 2NC/NO



Change-over 3 pole + 2NC/NO



VKA 1.5V & VKA 2.5V



KVKE 1.5V

Type	For	Description	EAN-code
Auxiliary contacts			
KU1.5V	KU 16-125 A	1NO/1NC	6419410300008
KU2.5V		2NO/2NC	6419410300107
VKA 1.5V	VKA 125-160 A	1NO/1NC	6419410300206
VKA 2.5V		2NO/2NC	6419410300305
VKAC 1.5V	VKA 200-250 A	1NO/1NC	6419410300800
VKAC 2.5V		2NO/2NC	6419410300909
KVKEC 1.5V	VKE/KVKE 20-32 A	1NO/1NC	6419410285039
KVKEC 2.5V		2NO/2NC	6419410285046
KVKE 1.5V	VKE/KVKE 63-630 A	1NO/1NC	6419410286982
KVKE 2.5V		2NO/2NC	6419410287781
VV 1.5V	KU3P/4P VV	1NO/1NC	6419410300756